



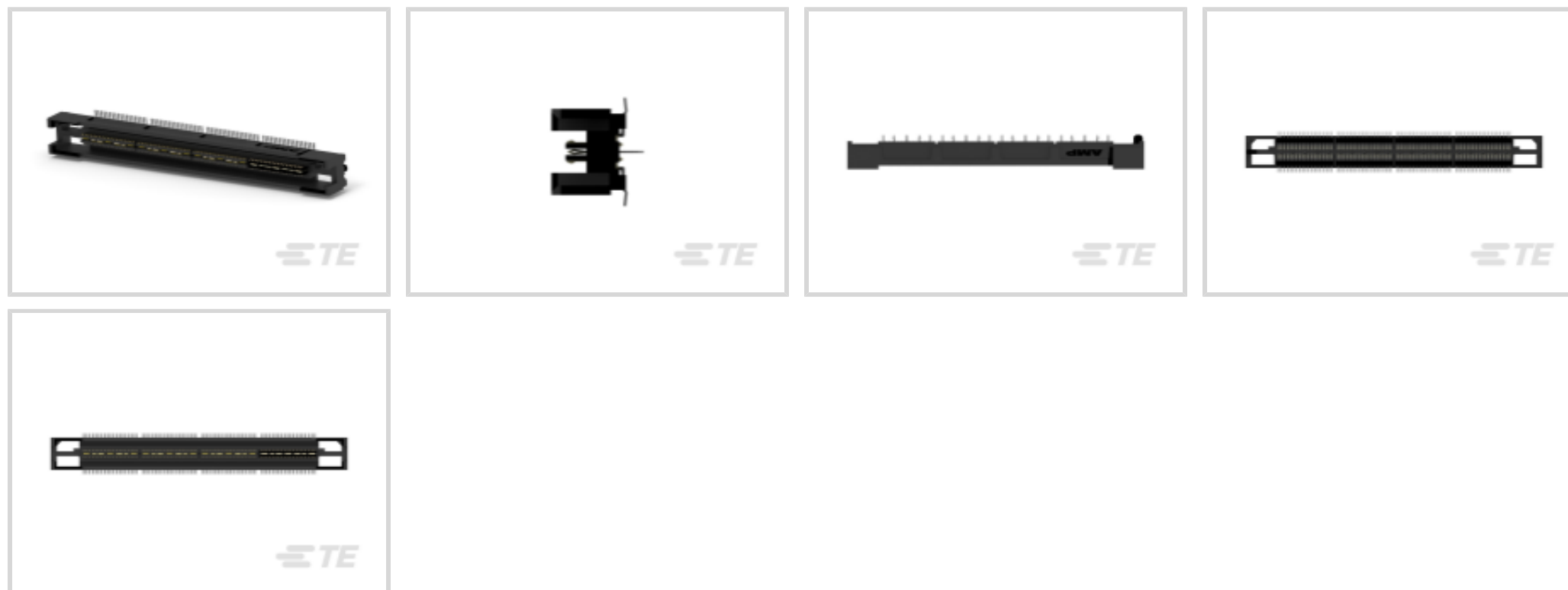
MICTOR

TE Internal #: 2-5767004-5

PCB Mount Receptacle, Vertical, Board-to-Board, 152 Position, .64 mm [.025 in] Centerline, Fully Shrouded, Gold, Surface Mount, Signal, Black

[View on TE.com >](#)

Connectors > PCB Connectors > PCB Headers & Receptacles



PCB Connector Assembly Type: **PCB Mount Receptacle**

PCB Mount Orientation: **Vertical**

Connector System: **Board-to-Board**

Number of Positions: **152**

Centerline (Pitch): **.64 mm [.025 in]**

Features

Product Type Features

Ground Component Type	Ground Bus
PCB Connector Assembly Type	PCB Mount Receptacle
Connector System	Board-to-Board
Header Type	Fully Shrouded
Sealable	No
Connector & Contact Terminates To	Printed Circuit Board

Configuration Features

Number of Power Positions	4
Number of Columns	76
Stackable	No
Number of Signal Positions	152
PCB Mount Orientation	Vertical
Number of Positions	152
Board-to-Board Configuration	Parallel



Electrical Characteristics

Dielectric Withstanding Voltage (Max)	500 VAC
Insulation Resistance	2 MΩ
Impedance	50 Ω
Operating Voltage	30 VAC

Signal Characteristics

Differential Signaling	Yes
Data Rate	10 Gb/s

Body Features

Primary Product Color	Black
-----------------------	-------

Contact Features

Contact Layout	Inline
PCB Contact Termination Area Plating Material Thickness	3.81 μm[149.9997 μin]
PCB Contact Termination Area Plating Material Finish	Matte
Contact Shape & Form	Dual Beam
Contact Mating Area Plating Material Finish	Matte
PCB Contact Termination Area Plating Material	Tin
Contact Base Material	Copper Alloy
Contact Mating Area Plating Material	Gold
Contact Mating Area Plating Material Thickness	.76 μm[29.92 μin]
Contact Type	Socket
Contact Current Rating (Max)	11.5 A

Termination Features

Rectangular Termination Post & Tail Thickness	.2 mm[.008 in]
Rectangular Termination Post & Tail Width	.54 mm[.021 in]
Termination Method to Printed Circuit Board	Surface Mount

Mechanical Attachment

PCB Mount Alignment Type	Positioning Bosses
Mating Retention	With
PCB Mount Retention Type	Boardlock
Mating Alignment	Without
PCB Mount Retention	With



PCB Mount Alignment	With
---------------------	------

Connector Mounting Type	Board Mount
-------------------------	-------------

Housing Features

Mating Entry Location	Top
-----------------------	-----

Centerline (Pitch)	.64 mm [.025 in]
--------------------	------------------

Housing Material	Matte
------------------	-------

Dimensions

Connector Length	63.45 mm [2.498 in]
------------------	---------------------

Connector Height	5.99 mm [.236 in]
------------------	-------------------

Connector Width	6.9 mm [.272 in]
-----------------	------------------

Stack Height	2.5 mm, 6.6 mm, 9 mm, 10.92 mm, 17.96 mm, 18.75 mm, 20 mm, 22.86 mm [.9 in]
--------------	---

PCB Thickness (Recommended)	1.57 mm [.8 in]
-----------------------------	-----------------

Usage Conditions

Operating Temperature Range	-55 – 125 °C [-67 – 257 °F]
-----------------------------	-----------------------------

Operation/Application

Circuit Application	Signal
---------------------	--------

Industry Standards

UL Rating	Listed
-----------	--------

Agency/Standard	CSA, UL
-----------------	---------

Approved Standards	CSA 1195944, UL E28476
--------------------	------------------------

UL Flammability Rating	UL 94V-0
------------------------	----------

Packaging Features

Packaging Quantity	8
--------------------	---

Packaging Type	Box, Tube
----------------	-----------

Product Compliance

[For compliance documentation, visit the product page on TE.com>](#)

EU RoHS Directive 2011/65/EU	Compliant
------------------------------	-----------

EU ELV Directive 2000/53/EC	Compliant
-----------------------------	-----------

China RoHS 2 Directive MIIT Order No 32, 2016	No Restricted Materials Above Threshold
---	---

EU REACH Regulation (EC) No. 1907/2006	Current ECHA Candidate List: JUNE 2022 (224)
--	--



Candidate List Declared Against: JUNE 2022 (224)
Does not contain REACH SVHC

Halogen Content

Low Halogen - Br, Cl, F, I < 900 ppm per homogenous material. Also BFR/CFR/PVC Free

Solder Process Capability

Reflow solder capable to 260°C

Product Compliance Disclaimer

This information is provided based on reasonable inquiry of our suppliers and represents our current actual knowledge based on the information they provided. This information is subject to change. The part numbers that TE has identified as EU RoHS compliant have a maximum concentration of 0.1% by weight in homogenous materials for lead, hexavalent chromium, mercury, PBB, PBDE, DBP, BBP, DEHP, DIBP, and 0.01% for cadmium, or qualify for an exemption to these limits as defined in the Annexes of Directive 2011/65/EU (RoHS2). Finished electrical and electronic equipment products will be CE marked as required by Directive 2011/65/EU. Components may not be CE marked. Additionally, the part numbers that TE has identified as EU ELV compliant have a maximum concentration of 0.1% by weight in homogenous materials for lead, hexavalent chromium, and mercury, and 0.01% for cadmium, or qualify for an exemption to these limits as defined in the Annexes of Directive 2000/53/EC (ELV). Regarding the REACH Regulation, the information TE provides on SVHC in articles for this part number is based on the latest European Chemicals Agency (ECHA) 'Guidance on requirements for substances in articles' posted at this URL: <https://echa.europa.eu/guidance-documents/guidance-on-reach>

Compatible Parts



TE Part # 1-5767007-1
MICT,260PLUG,152,ASSY,.025,REC



TE Part # 5767006-4
MICT,R/APLUG,152,ASY,.025,.062



TE Part # 5767042-4
MICT,738PLUG,152,ASSY,.025,EXT



TE Part # 5767032-4
MICT,788PLUG,152,ASSY,.025,REC



TE Part # 5767055-4
MICT,R/APLUG,ASSY,152,PDNI



TE Part # 1-5767005-1
MICT,495PLUG,152,ASSY,.025,REC



TE Part # 1-5767017-4
MICT,900PLUG,152,ASSY,.025,REC



TE Part # 1-5767111-1
MICT,PLG,152,ASY,.025 TAPE CAP



TE Part # 1-5767118-1
MICT,PLG,152,ASY,.025,TAPE PKG



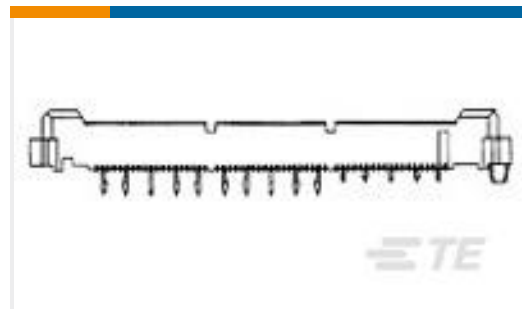
TE Part # 1-5767121-1
MICT,PLG,152,ASY,.025,TAPE PKG



TE Part # 1-5767127-1
MICT,PLG,152,ASY,.025,TAPE PKG



TE Part # 1-5767149-1
MICTOR PLUG ASSY IN TAPE & REE



TE Part # 5767017-4
MICT,900PLUG,152,ASSY,.025,REC



TE Part # 5767025-4
MICTOR .707 PLUG ASSY, 152 POS



TE Part # 5767039-4
MICTOR,RA PLUG,152,.093PCB,ASY




TE Part # 5767056-4
MICT,260,PLUG,152,ASSY,PDNI



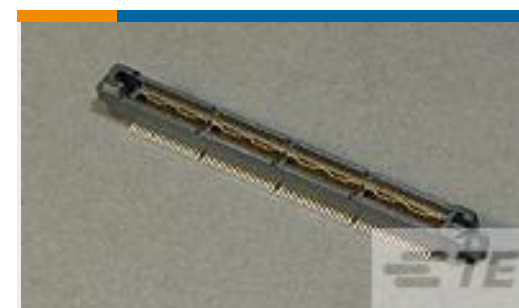
TE Part # 5767057-4
MICT,495,PLUG,152,PDNI



TE Part # 5767082-4
MICT,495,PLUG,152,PDNI,BARBLES



TE Part # 5767111-4
MICT,PLG,152,ASY,.025 TAPE PKG



TE Part # 5767116-4
MICT,260PLG,152,ASY,.025,AUPLT

Documents

Product Drawings

[MICTOR RECEPT ASSY, 152 POS.](#)

English

CAD Files

[3D PDF](#)

3D

Customer View Model

[ENG_CVM_CVM_2-5767004-5_B.2d_dxf.zip](#)

English

Customer View Model

[ENG_CVM_CVM_2-5767004-5_B.3d_igs.zip](#)

English

Customer View Model

[ENG_CVM_CVM_2-5767004-5_B.3d_stp.zip](#)

English

By downloading the CAD file I accept and agree to the [Terms and Conditions](#) of use.

Datasheets & Catalog Pages



[MICTOR Interconnection System](#)

English

[Fine Pitch Stacking Connectors - 0.635mm MICTOR Connectors](#)

English

[Product Specifications](#)

[Application Specification](#)

English